



REFRIGERATED SHOWCASES

SUSHI CASES

Item: 39553 Model: RS-CN-0042-S	Item: 39997 Model: RS-CN-0052-S	Item: 39998 Model: RS-CN-0062-S	Item: 25828 Model: RS-CN-0132-S
------------------------------------	------------------------------------	------------------------------------	------------------------------------

Sushi Showcases with LED Lighting

Our sushi case is equipped with a high hermetic compressor for efficient condensing with low energy consumption. Designed with an arc-shaped glass to make the food more visible and give the unit a modern and elegant look.



Item 25828




Item 39553



Item 39997



WARRANTY
PARTS AND LABOR



Authorized Dealer

REFRIGERATED SHOWCASES

48" / 53" / 60" SUSHI CASES



48" / 53" / 60" Sushi Cases With 1/3 GN Food Pans

- Eye catching internal LED lighting
- Front curved glass
- Sliding doors & digital temperature controller
- Direct cooling system
- Automatic defrost
- Top evaporator with basin to collect condensation




1/3 GN Pans



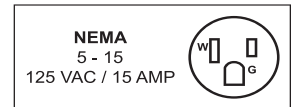
39998*



39997



39553



	46-inch / 1.48 Cu. Ft Capacity	53-inch / 1.83 Cu. Ft. Capacity	60-inch / 2.12 Cu. Ft. Capacity
ITEM NUMBER	39553	39997	39998
MODEL	RS-CN-0042-S	RS-CN-0052-S	RS-CN-0062-S
VOLUME	42L / 1.48 Cu. Ft	52L / 1.83 Cu. Ft.	62L / 2.12 Cu. Ft.
POWER	160 W	160 W	160 W
CONSUMPTION	1.98 kilowatts per hour / 24h	1.98 kilowatts per hour / 24h	1.98 kilowatts per hour / 24h
STORAGE TEMPERATURE	0°C - 12°C / 32 °F - 53.6°F	0°C - 12°C / 32°F - 53.6°F	0°C - 12°C / 32 °F - 53.6°F
ELECTRICAL	110V / 60 Hz / 1Ph	110V / 60 Hz / 1Ph	110V / 60 Hz / 1Ph
REFRIGERANT	R290	R290	R290
NET DIMENSIONS (WDH)	46.3" x 16.5" x 10.4" / 1176 x 420 x 265 mm	53.2" x 16.5" x 10.4" / 1351 x 420 x 265 mm	60.2" x 16.5" x 10.4" / 1529 x 420 x 265 mm
GROSS DIMENSIONS	50" x 20" x 14" / 1270 x 508 x 355.6 mm	56.8" x 20" x 14" / 1442.7 x 508 x 355.6 mm	63" x 20" x 14" / 1600 x 508 x 355.6 mm
NET WEIGHT	34.5 kg. / 76 lbs.	36.5 kg. / 80.5 lbs.	40.5 kg. / 89.3 lbs.
GROSS WEIGHT	36.5 kg. / 80.5 lbs.	38.5 kg. / 84.9 lbs.	41.5 kg. / 91.5 lbs.

OMCAN INC.

Telephone: 1-800-465-0234
 Fax: (905) 607-0234
 E-mail: sales@omcan.com
 Website: www.omcan.com



Follow us to keep up to date with the latest news and offers



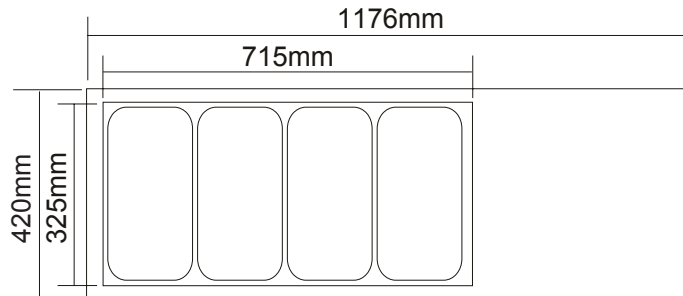
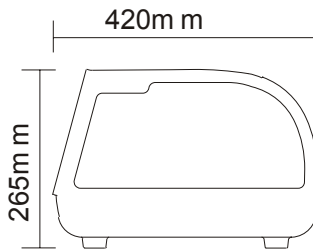
REFRIGERATED SHOWCASES

48" / 53" / 60" SUSHI CASES



TECHNICAL DRAWING & DIMENSIONS

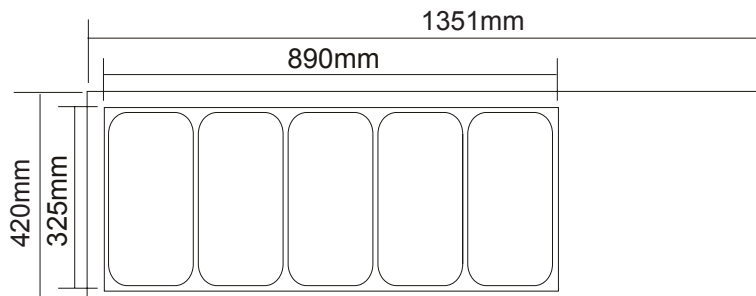
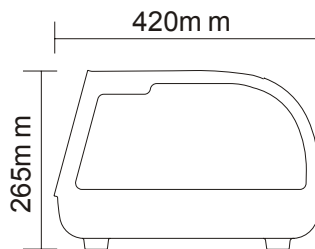
46" SUSHI CASE With 1.48 CU. FT. CAPACITY



Item 39553

Capacity: Four 1/3 GN Pans

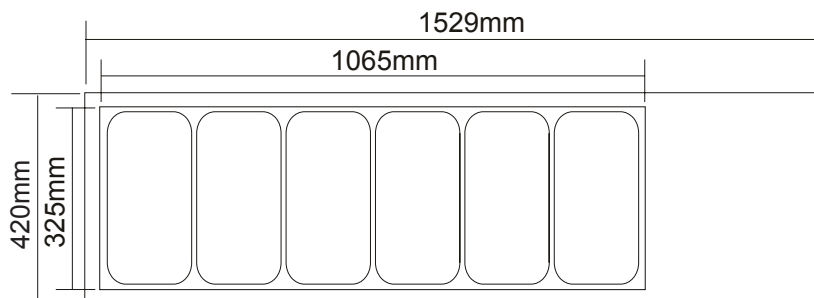
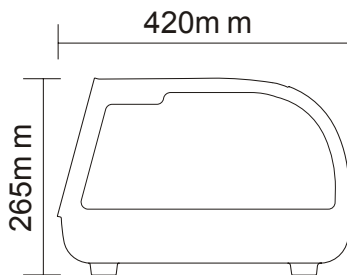
53" SUSHI CASE With 1.83 CU. FT. CAPACITY



Item 39997

Capacity: Five 1/3 GN Pans

60" SUSHI CASE With 2.12 CU. FT. CAPACITY



Item 39998

Capacity: Six 1/3 GN Pans

OMCAN INC.

Telephone: 1-800-465-0234

Fax: (905) 607-0234

E-mail: sales@omcan.com

Website: www.omcan.com



Follow us to keep up to date with the latest news and offers



2015.E.O.E

REFRIGERATED SHOWCASES

71" SUSHI CASE




71" Sushi Cases With 1/2 GN Food Pans

- Eye catching internal LED lighting
- Front curved glass
- Sliding doors & digital temperature controller
- Direct cooling system
- Automatic defrost
- Top evaporator with basin to collect condensation



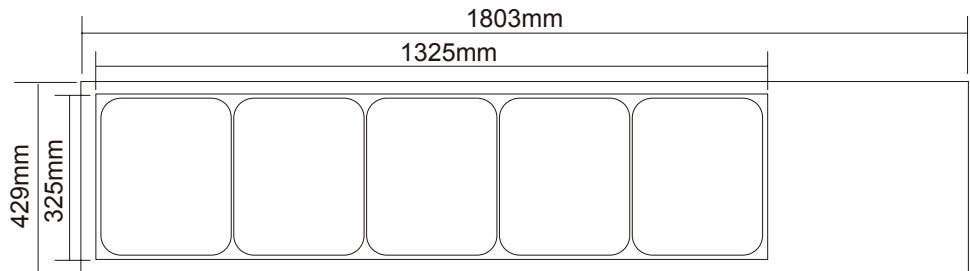
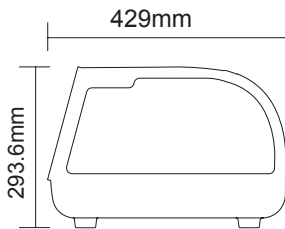
1/2 GN Pans



25828

NEMA
5 - 15
125 VAC / 15 AMP

71" SUSHI CASE With 4.61 CU. FT. CAPACITY



Item 25828

Capacity: Five 1/2 GN Plates

ITEM NUMBER	25828
MODEL	RS-CN-0132-S
VOLUME	132L / 4.61 Cu. Ft.
POWER	160 W
CONSUMPTION	1.98 kilowatts per hour/ 24h
STORAGE TEMPERATURE	0°C - 12°C / 32 °F - 53.6°F
REFRIGERANT	R290
ELECTRICAL	110V/ 60 Hz/ 1Ph
NET DIMENSIONS (WDH)	71" x 16.87" x 11.56"/ 1803 x 429 x 293.6 mm
GROSS DIMENSIONS	74.4" x 20" x 14"/ 1890 x 508 x 355.6 mm
NET WEIGHT	99.3 lbs. / 45 kg.
GROSS WEIGHT	108 lbs. / 49 kg.

OMCAN INC.

Telephone: 1-800-465-0234
 Fax: (905) 607-0234
 E-mail: sales@omcan.com
 Website: www.omcan.com



Follow us to keep up to date with the latest news and offers

